




**HUĀNG YÍNG**

**6<sup>th</sup> Forum China/Latin America of Innovation and Technology  
1<sup>st</sup> International Symposium of Innovation of Ceará.**

**Visit to UECE**



# STATE UNIVERSITY OF CEARÁ

## **2019 Profile**

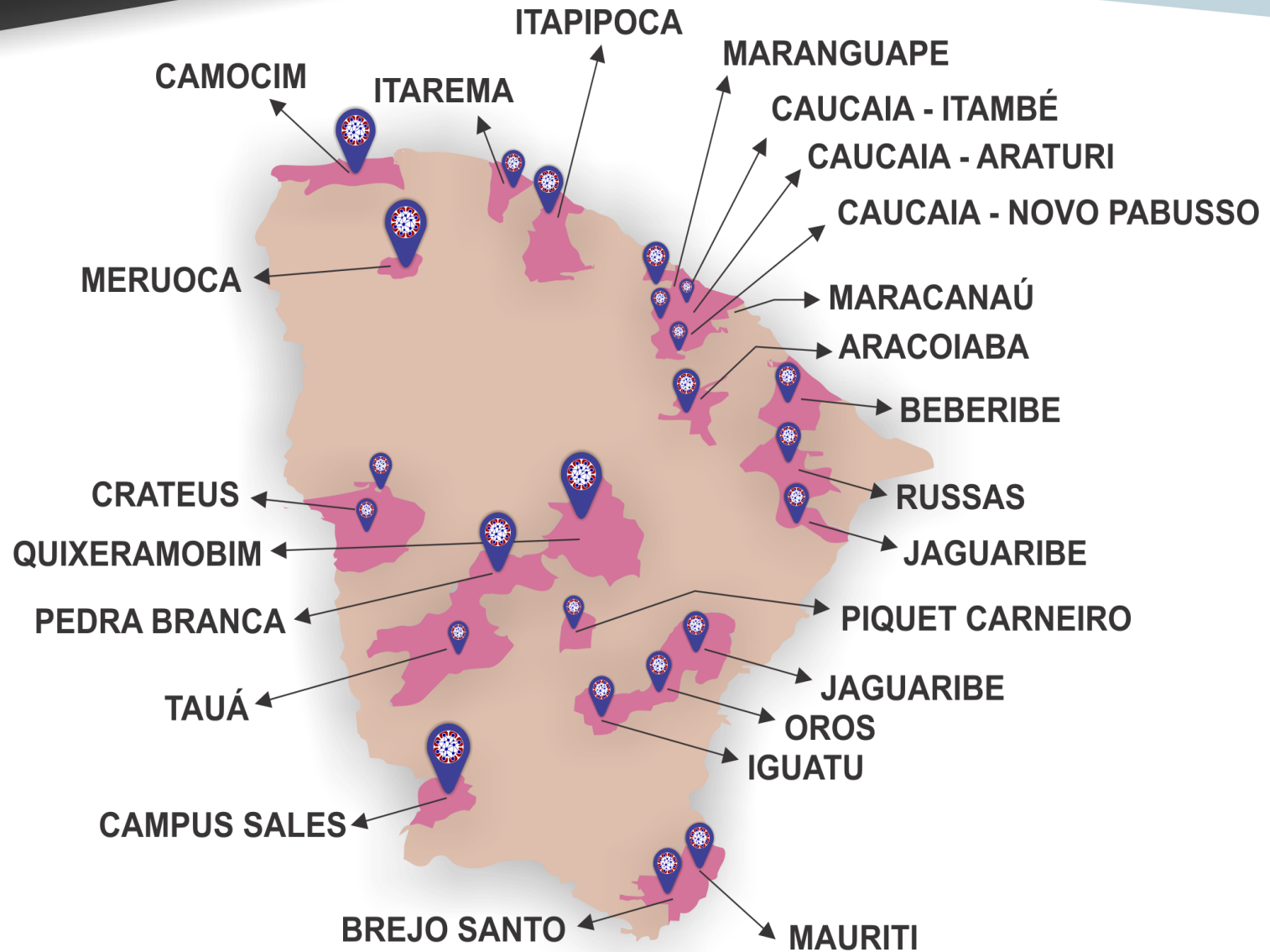
# MAGNITUDE AND DIVERSITY

**13 Campuses in 10 host-cities**



# MAGNITUDE AND DIVERSITY

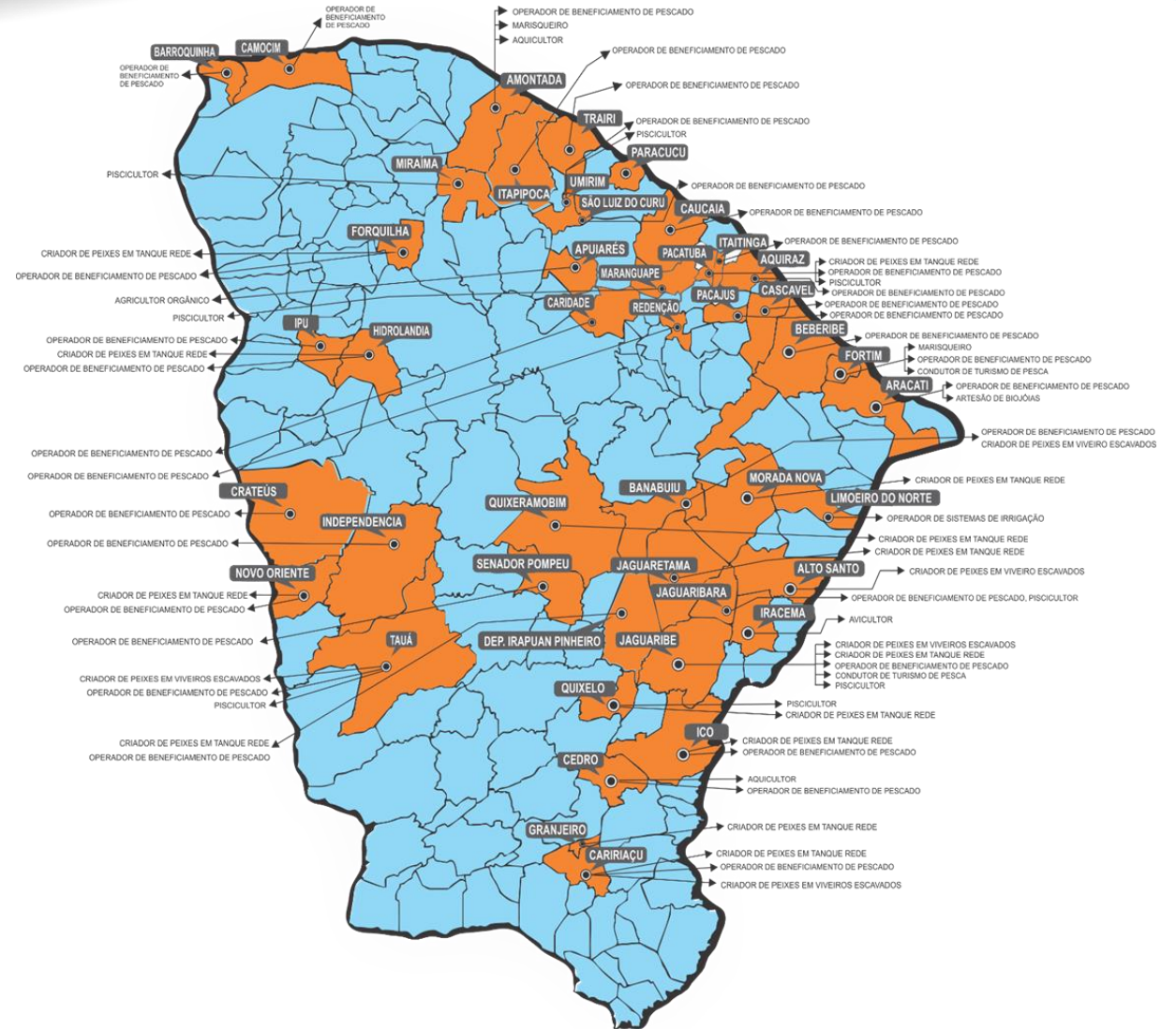
**28 cities with Distance  
Education polos**





# MAGNITUDE AND DIVERSITY

**45 cities offering  
courses in the  
National Program of  
Access to Technical  
Teaching and  
Employment  
(PRONATEC)**



# MAGNITUDE AND DIVERSITY OF UECE

## Graduation Program

### INFORMATION

### QUANTITY

<b>Permanent Graduation Programs (46 – Teaching / 18 – Bachelor)</b>	<b>64</b>
<b>Special Graduation Programs (5 – Teaching / 1 – Bachelor)</b>	<b>6</b>
<b>Distance Graduation Programs (10 – Teaching / 2 –Bachelor)</b>	<b>12</b>

# MAGNITUDE AND DIVERSITY OF UECE

## Post-graduation Program

INFORMATION	QUANTITY
latosensu programs (90 Specializations / 2 Residencies)	92/387
strictosensu Masters Programs (14 Professional Programs / 16 Academic Programs)	30
strictosensu Doctoral Programs	12
courses offered (4.378 disciplinas)	124

# MAGNITUDE AND DIVERSITY OF UECE

## Students

Technical degree – UECE + PRONATEC	1,805
Undergraduate students of teaching programs	13,226
Undergraduate students of bachelor programs)	6,613
Total of undergraduate students	27,078



# MAGNITUDE AND DIVERSITY OF UECE

## Students

<b>Latosensu post-graduations students (face-to-face or distance programs)</b>	<b>3,535</b>
<b>Strictusensu, Master students (660 Profession programs / 721 Academic Programs)</b>	<b>1,381</b>
<b>Strictusensu, Doctoral students</b>	<b>520</b>
<b>Total of post-graduation students</b>	<b>27,078</b>

# MAGNITUDE AND DIVERSITY OF UECE

## Projects 2016/2018

<b>Extension Projects Developed</b>	<b>388</b>
<b>Public attended by the extension projects</b>	<b>493.811</b>
<b>Research Project Developed</b>	<b>204</b>

# MAGNITUDE AND DIVERSITY OF UECE

## Research and Publication

<b>Research Groups in CNPq Data</b>	<b>173</b>
<b>Teaching/Research/Extension Laboratories</b>	<b>199</b>
<b>Published Research Papers (2016/2018)</b>	<b>3.023</b>
<b>Published books/chapters (2016/2018)</b>	<b>1.702</b>

# MAGNITUDE AND DIVERSITY OF UECE

## Professors and other workers

<b>Regular Professors</b>	<b>749</b>
<b>temporary/visitor/substitute professors</b>	<b>372</b>
<b>Total of professors</b>	<b>1.121</b>
<b>Regular workers</b>	<b>391</b>
<b>outsourced workers</b>	<b>569</b>
<b>Total of 960 workers</b>	<b>960</b>



# PROFILE OF RESEARCH

## **173 Research Groups (CEPE + CNPq)**

**Sciences of Health – 36**

**Exact and Earth Sciences – 15**

**Biologic Sciences – 15**

**Agricultural Sciences – 14**

**Applied Social Sciences – 14**

**Linguistics and Arts – 13**

**Humanistic Sciences – 05**

**Engineering – 02**

# PROFILE OF RESEARCH

## **388 Extension Projects (CEPE)**

**103 – Social Extension Projects**

**96 – Technologic Extension Projects**

**189 – Technologic Innovation Projects**

# TECHNOLOGIC INNOVATION NUCLEUS (NIT)

**2007 – Starting point**

**2010 – Regulation of Intellectual Property and Insertion in RedeNIT/CE**

**2013 – Online Opportunities Newsletter (n = 2,300)**

**18 patents**

**06 patentsofinnovativetechnologies**

**05 *spin offs***

**01 brand register (RedeNitCe)**

**05 depositsof utility model (evaluator of liberation of in vitro controlled system + receptacle to biopsy)**

**09 software registers (Avalere – used by SEDUC e MPE; organizer of demands and supplies – used by SECITECE; optimizer of accountant balance– used by SEFAZ)**

# **BUSINESS INCUBATOR**

**1997 – Starting Point**

**2010 – Regulation**

**Affiliated to ANPROTEC and to CERNE**

**Articulation and Support with SEBRAE**

**31 companies in the portfolio of demands**

**01 pre-incubated company**

**06 incubated companies**

**03 associated companies**

**06 strategic plans**

**08 plans of business modalities**

**15 consulting services to entrepreneurs**

**LAIS + UPTBI**



# **TECNOLÓGICAL PARK – TECPARQUE**

**2013 – Beginning and regulation**

**01 installed company (ACP)**

**03 solicitations in analysis**

**Integration of NIT, INCUBAUECE and 04 Junior Companies**

**Powered with partnerships:**

**Business School (S System)**

**FIOCRUZ/Ce**

**Fortaleza's Technological Park**

**Authorized to accredit companies that request installation at the Innovation Territory at Itaperi (Partnership with PMF – 7 km<sup>2</sup> area around Itaperi campus)**

**Biotechnology + Renewable Energy + TIC**

# UECE'S ACADEMIC INDICATORS

## QUADRENNIUM ANALYSIS 2015/8

### GRADUATION

INDICATOR	2015	2018	2015/18
Registered	15.133	19.839	31%
Graduated	1.731	1.932	11%

# UECE'S ACADEMIC INDICATORS

## QUADRENNIUM ANALYSIS 2015/8

### POSTGRADUATE PROGRAM AND LATO SENSU

INDICATOR	2015	2018	2015/18
Registred	1.987	3.533	78%
Graduated	655	957	46%

# UECE'S ACADEMIC INDICATORS

## QUADRENNIUM ANALYSIS 2015/8

### POSTGRADUATE PROGRAM STRICTO SENSU

INDICATOR	2015	2018	2015/18
Registred	1721	1901	10%
Graduated	480	553	15%



# UECE'S ACADEMIC INDICATORS

## QUADRENNIUM ANALYSIS 2015/8

### RESEARCH

INDICATOR	2015	2018	2015/18
Groups	153	185	21%
Projects	517	762	47%
Papers	856	1.177	37%
Books/Chapters	687	773	12%

# UECE'S ACADEMIC INDICATORS

## QUADRENNIUM ANALYSIS 2015/8

### INNOVATION

INDICATOR	2015	2018	2015/18
Incubation Processesção	7	9	28%
Intellectual Protections Deposited	12	19	58%

# UECE'S ACADEMIC INDICATORS

## QUADRENNIUM ANALYSIS 2015/8

### EXTENTION PROGRAMS

INDICATOR	2015	2018	2015/18
Benefited people	138.814	221.441	59%

# UECE'S POSITION IN NATIONAL AND INTERNATIONAL ACADEMIC RANKINGS

CATEGORY	POSITION (02/2019)
RUF * (General)	49/129
RUF * (Statewide)	10/38
Cientific THE** (Worldwide)	Range 1.001-1.500
Social THE** (Worldwide)	Second place in Brazil
Webometrics (Worldwide)	2.403/29.186
Webometrics (Brazil)	60/394

\*RUF – Folha de São Paulo's Academic Ranking

\*\* THE – Times Higher Education







**THANK YOU**

**Xiè Xiè**