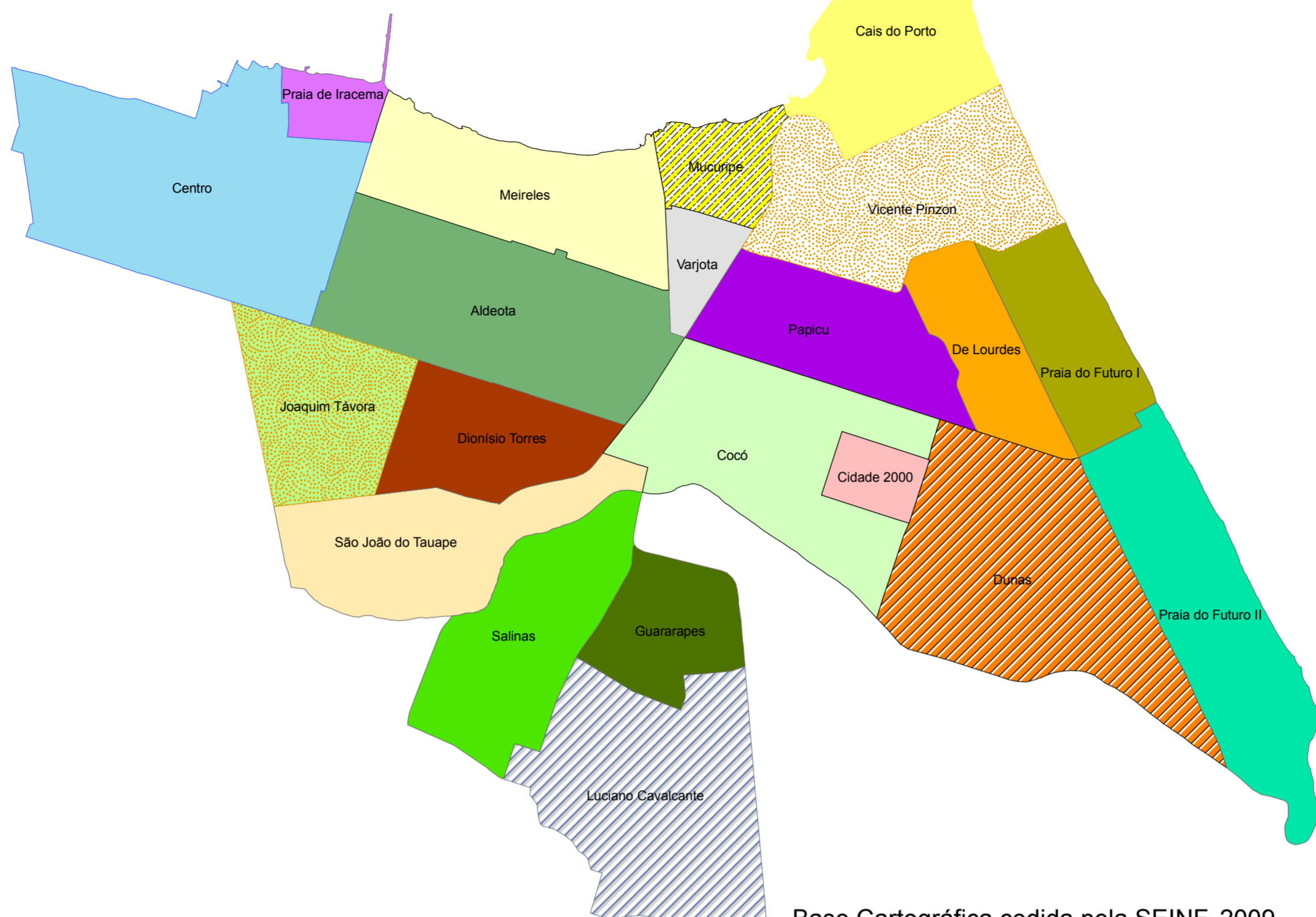


















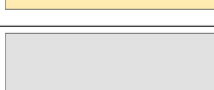




Lesão Corporal 2007 a 2009
SER II (311.842 Hab)
Fortaleza-CE



Base Cartográfica cedida pela SEINF, 2009

	Regional II	Lesão Corporal		
	Bairros	2007	2008	2009
	Aldeota	192	165	183
	Cais do Porto	75	52	77
	Centro	434	404	427
	Cidade 2000	43	43	59
	Cocó	11	18	21
	Dionísio Torres	56	50	56
	De Lourdes	-	-	-
	Dunas	5	7	12
	Eng. Luciano Cavalcante	82	58	75
	Guararapes	1	0	0
	Joaquim Távora	84	76	75
	Meireles	129	135	71
	Mucuripe	51	47	124
	Papicu	117	117	92
	Praia de Iracema	102	101	98
	Praia do Futuro I	98	113	17
	Praia do Futuro II	28	23	17
	Salinas	3	-	1
	São João do Tauape	84	120	79
	Varjota	38	37	32
	Vicente Pinzon	154	161	146
	Total	1787	1727	1788